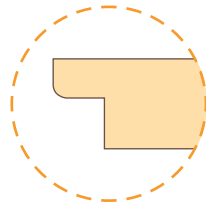

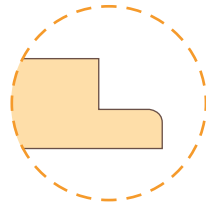


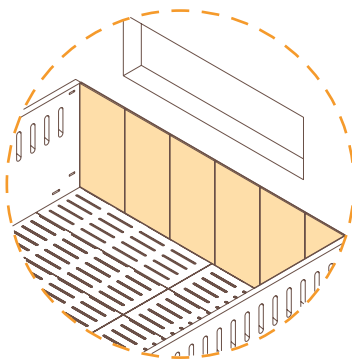

Aplacado de paredes



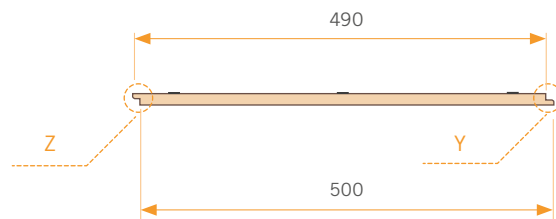
■ **Detalle Z**



■ **Detalle Y**



■ **Detalle instalación**



Ref. N°	Longitud mm.	Anchura mm.	Grosor mm.	Peso Kg/ud.	Insertos
WAP1005014	1000	509	14	15,5	M8 5 ud.

